


**Visualizing the  
Mississippi State Budget  
Fiscal Year 2005**

**[Actually, 3 different ways to look at the budget...]**



**Identifying the sources of State revenue  
and  
How the State allocates priorities**

**[Apology to all:**

**We are still looking for a State Budget “Rosetta Stone” to help us interpret the difficult-to-understand *Budgetalk* and *Budgetdata*, which we will share with you just as soon as we find it and come to understand how to use it.]**

**This page not used**

**The following data concerning the Mississippi State Budget was obtained from  
MISSISSIPPI, A FISCAL SUMMARY  
dated January, 2006, published by  
University Research Center,  
MS Institutes of Higher Learning**

**IMPORTANT FACTS:**

The \$12.3 Billion includes \$3.5B in General Funds, and \$8.8B in Special Funds. Special Funds include \$5.4B in Federal Funds and \$3.8B in Special State Funds.

What is commonly referred to as "The General Fund" (the \$3.5B above) represents only about two-thirds of the "Gross General Fund". The other one-third (about \$2B) is diverted through general fund "diversions", with only about half (\$1B) appropriated and reflected as Special State Funds. The other \$1B in General Fund diversions is NOT reflected in the state budget or expenditures. The University Research center estimates (as of January, 2006) for the FY '07 are as follows:

<b>Gross General Fund</b>	<b>\$6,349,000,000</b>
<b>Less Diversions</b>	<b>2,159,000,000</b>
<b>Net General Fund</b>	<b>\$4,190,000,000</b>

None of the diversions are considered General Fund Appropriations. The largest are:

- \$377M - Sales & Use Taxes to cities**
- \$324M - Education Enhancement Fund (k-12,CC, IHL) and  
Public School Building Fund**
- \$383M - Income Tax Refund Accounts**
- \$202M - Motor Vehicle Ad valorem Tag Reduction**
- \$104M - Gaming taxes to Municipalities and Counties**
- \$484M - Petroleum Tax to Dept. of Transportation, Counties, and other misc.**
- \$109M - Auto Privilege Tax Fund**

Note - Approximately 15% of diversions are appropriated as Special Funds for education (k-12, CC, IHL)

When day-to-day references are made to "The General Fund", and references to "Education's share", funds diverted are not included. Normally, it is said that all of Education receives over 60% of the General Fund, yet when Gross General Funds are considered, this share drops to about 44%, less than half.

Additionally, normal references to the state budget do not include "Special State Funds". These funds amount to about \$3.8B annually, and include about \$1B of the diversions. The remaining \$2.8B is generally self-generated sources of state revenues and includes licenses and permit fees, and in some cases Budget Contingency Funds.

**THE BOTTOM LINE** - Generally, we think of the State budget to be the General Fund Appropriations. Yet when Diversions (prior to appropriations) are considered, as well as Special State Funds (fees, etc.), the State Budget under control of the Legislature, becomes not \$4B but closer to \$8B- \$9B. Would we not be better served to place all state revenues (excluding Federal Funds) in the General Fund, and place all services under the same scrutiny of the appropriation process? Would this not give us a clearer picture of state revenues and a better understanding of where our resources go?

**The Mississippi State Budget has three broad components: General Funds, Special State Funds, and Federal Funds. The Table below illustrates how much is spent in each Category from three separate perspectives: 1) when you combine all 3 Funds; 2) when you combine only Special State and General Funds; and 3) when you consider only General Funds.**

**The 4 pie charts on the following pages create a visual view of the three budget perspectives, illustrating the percentage portion that each category uses.**

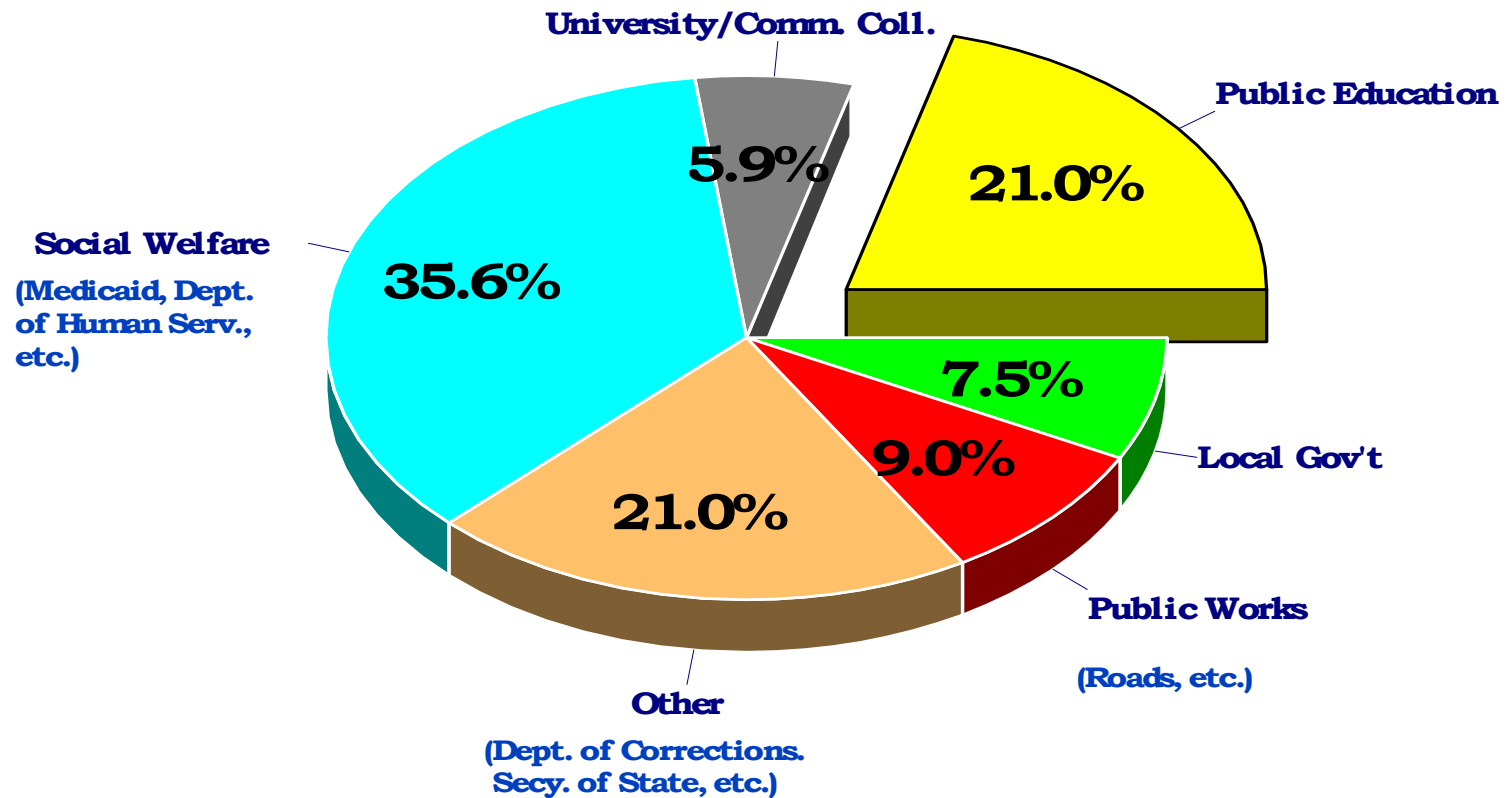
**Please Note: the data in the 1<sup>st</sup> pie chart came from a different state source than the data in the 2<sup>nd</sup>, 3<sup>rd</sup>, and 4<sup>th</sup> pie charts, but they are substantially similar.**

<b>Category</b>	<b>Federal, Special State &amp; General Funds</b>	<b>Special State &amp; General Funds</b>	<b>General Funds</b>
<b>Public Education</b>	<b>2,832,206,139</b>	<b>2,273,373,959</b>	<b>1,858,225,647</b>
<b>Higher Education</b>	<b>1,737,157,715</b>	<b>1,632,605,206</b>	<b>542,784,060</b>
<b>Social Welfare</b>	<b>4,640,757,929</b>	<b>1,033,625,142</b>	<b>449,860,328</b>
<b>Special Fund Agencies</b>	<b>613,332,200</b>	<b>345,934,358</b>	<b>0</b>
<b>Transportation</b>	<b>921,959,321</b>	<b>463,959,321</b>	<b>0</b>
<b>Mental Health</b>	<b>511,451,875</b>	<b>478,556,124</b>	<b>189,942,422</b>
<b>Other</b>	<b>1,963,369,700</b>	<b>1,519,211,003</b>	<b>869,206,556</b>
<b>Total</b>	<b>13,220,234,879</b>	<b>7,747,265,113</b>	<b>3,910,019,013</b>

# Mississippi State Budget - Fiscal Year 2005

## FISCAL YEAR 2005 EXPENDITURES

**GRAND TOTAL EXPENDITURES:  
\$12,330,800,000**  
[includes General Funds, Special State  
Funds and Federal Funds]



The chart was prepared from the data by  
Southern Echo, Inc., 2/28/06

## Mississippi State Budget -- Fiscal Year 2005

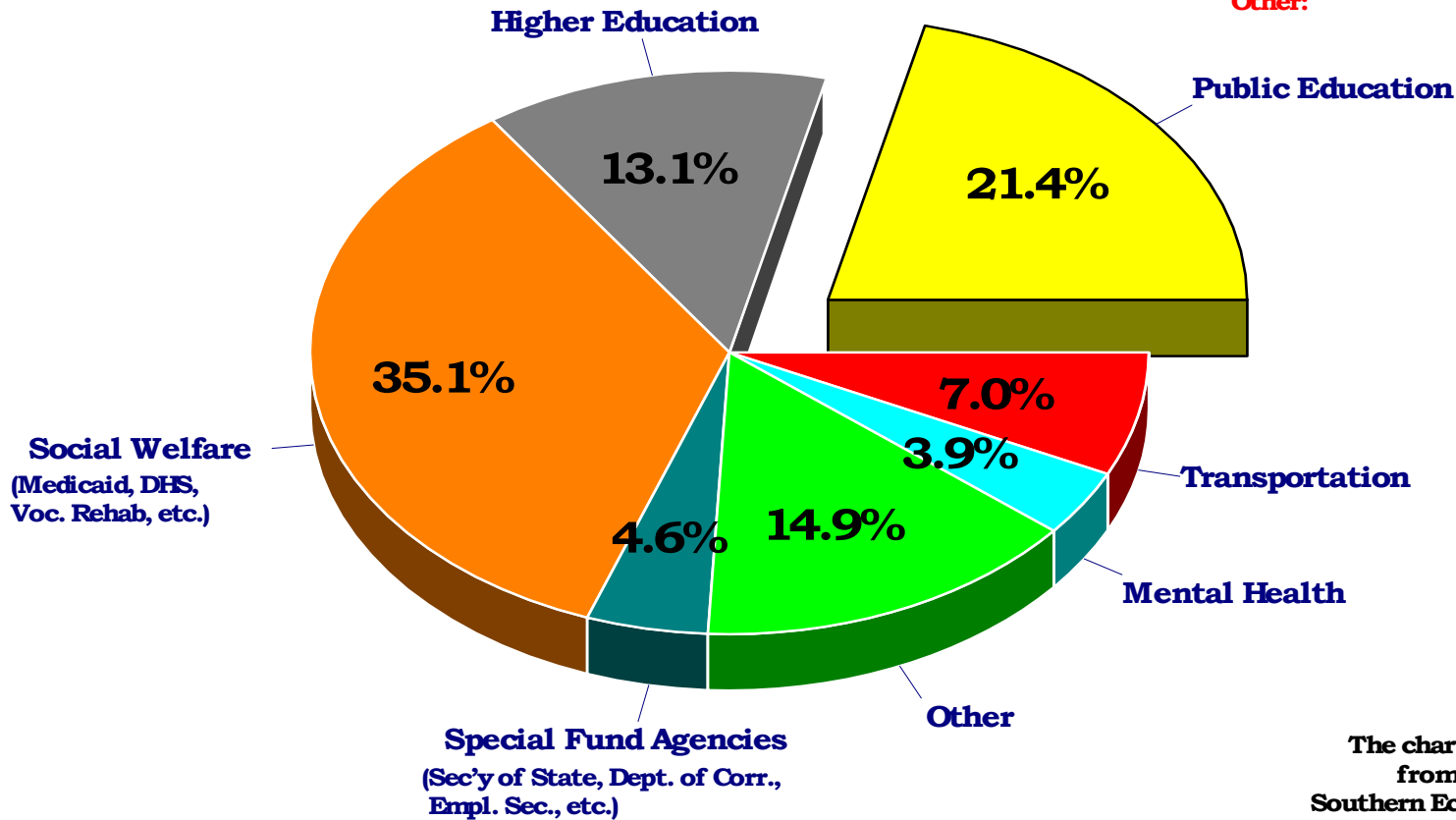
**Includes: General, Special State and Federal Funds**

Source of data:  
State of Mississippi  
Budget Fiscal Year 2006,  
published by the  
Joint Legislative Budget  
Committee,  
Compiled June 30, 2005, revised

**Grand Total --  
\$13,220,234,879**

**Dollar Amounts per category:**

<b>Public Education:</b>	<b>\$2,832,206,139</b>
<b>Higher Education:</b>	<b>\$1,737,157,715</b>
<b>Social Welfare:</b>	<b>\$4,640,757,929</b>
<b>Spec. Fund Agencies:</b>	<b>\$ 613,332,200</b>
<b>Transportation:</b>	<b>\$ 921,959,321</b>
<b>Mental Health:</b>	<b>\$ 511,451,875</b>
<b>Other:</b>	<b>\$1,963,369,700</b>



The chart was prepared  
from the data by  
Southern Echo, Inc., 3/5/06

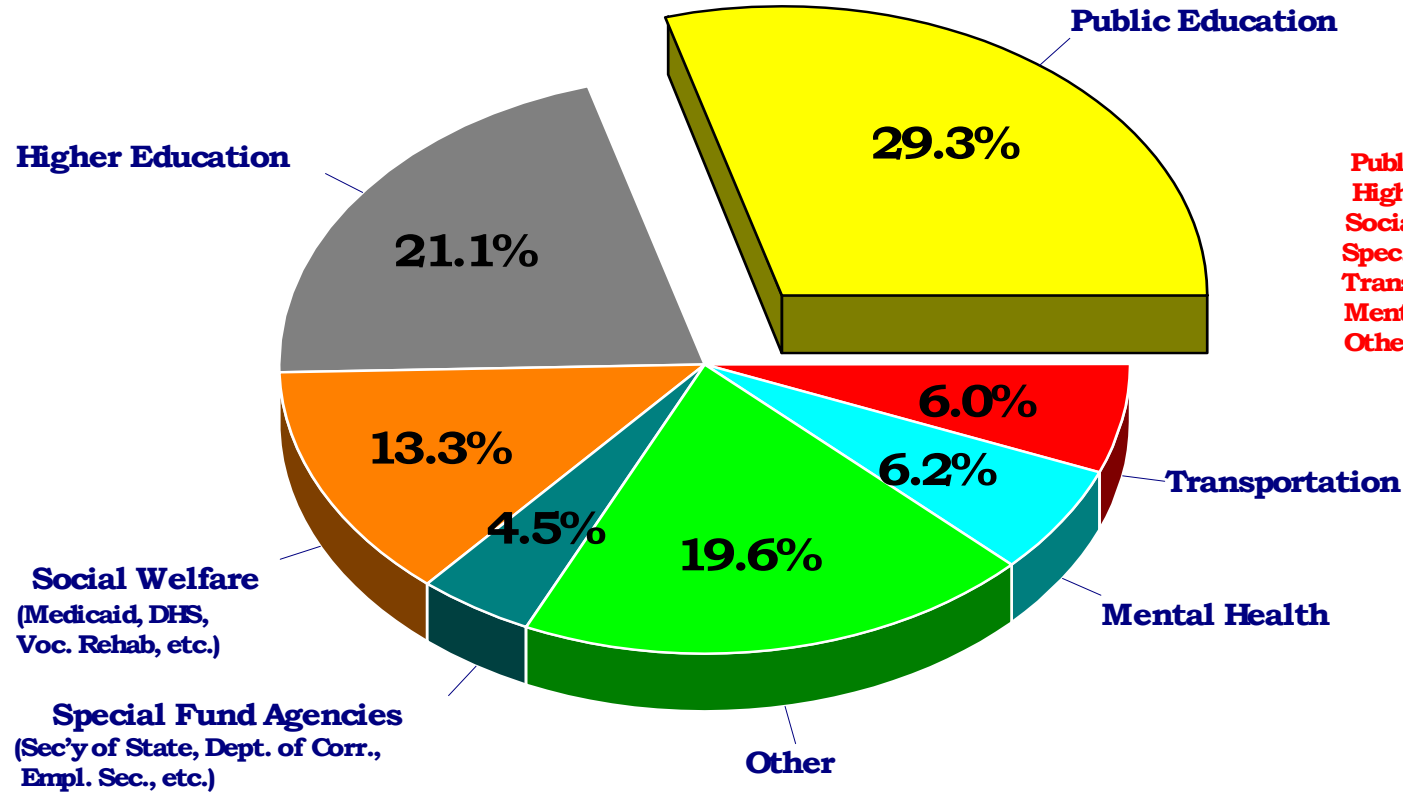
# Mississippi State Budget -- Fiscal Year 2005

Includes State Funds Only:

Special State and General Funds

Source of data:  
State of Mississippi  
Budget Fiscal Year 2006,  
published by the  
Joint Legislative Budget  
Committee,  
Compiled June 30, 2005, revised

**Grand Total --  
\$7,747,265,113**



Dollar Amounts per category:

Public Education:	\$2,273,373,959
Higher Education:	\$1,632,605,206
Social Welfare:	\$1,033,625,142
Spec. Fund Agencies:	\$ 345,934,358
Transportation:	\$ 463,959,321
Mental Health:	\$ 478,556,124
Other:	\$1,519,211,003

The chart was prepared  
from the data by  
Southern Echo, Inc., 3/5/06

# Mississippi State Budget -- Fiscal Year 2005

Includes State Funds Only: General Fund

**Grand Total --  
\$3,910,019,013**

Source of data:  
State of Mississippi  
Budget Fiscal Year 2006,  
published by the  
Joint Legislative Budget  
Committee,  
Compiled June 30, 2005, revised

The chart was prepared  
from the data by  
Southern Echo, Inc., 3/5/06

Dollar Amounts per category:

Public Education:	\$1,858,225,647
Higher Education:	\$ 542,784,060
Social Welfare:	\$ 449,860,328
Spec. Fund Agencies:	\$ 0.00
Transportation:	\$ 0.00
Mental Health:	\$ 189,942,422
Other:	\$ 869,206,556

