

# GRENADA COUNTY, MISSISSIPPI -- Why An Accurate Census Count Matters!

## Hard To Count Block Groups + Federal Grant Dollars Sensitive to Census Count

### "HARD TO COUNT" BLOCK GROUPS:

THE CENSUS BUREAU COUNTS THE PEOPLE EVERY 10 YEARS. THE NEXT CENSUS COUNT IS 2010. IN SOME COUNTIES IT IS HARDER TO COUNT THE PEOPLE BECAUSE SOME PEOPLE ARE AFRAID TO PROVIDE INFORMATION TO CENSUS WORKERS, SOME CENSUS WORKERS ARE AFRAID TO TALK WITH PEOPLE IN THEIR NEIGHBORHOODS, AND SOME PEOPLE LIVE IN HARD TO FIND LOCATIONS.

THE GROUPS THAT ARE MOST UNDERCOUNTED IN THE CENSUS ARE PEOPLE OF COLOR, PERSONS OF LOW WEALTH, THOSE WHO HAVE LIMITED ENGLISH LANGUAGE FACILITY, YOUTH, PEOPLE IN RURAL AREAS, PEOPLE WHO LIVE IN MUTIPLE-DWELLING UNITS SUCH AS SENIOR CITIZEN UNITS, APARTMENT HOUSES, AND SCHOOL DORMITORIES, AND PEOPLE WHO ARE IMMIGRANTS AND PEOPLE WHO ARE UNDOCUMENTED.

THE CENSUS BUREAU HAS PROVIDED DATA TO SHOW IN WHICH AREAS PEOPLE HAVE BEEN HARD TO COUNT. THIS DATA IS SHOWN BY BLOCK GROUPS WITHIN EACH COUNTY. THE CENSUS BUREAU RANKS EACH CENSUS BLOCK GROUP ON A SCALE FROM 0 TO 128. THE CENSUS BUREAU USES 12 FACTORS TO SET A SCORE FOR EACH BLOCK GROUP. THE MEAN NUMBER FOR BLOCK GROUPS IN THE US IS 36.6. THE MEAN IS THE AVERAGE SCORE FOR ALL BLOCK GROUPS IN THE US.

BLOCK GROUPS THAT SCORE FROM 37 TO 59 ARE ABOVE THE AVERAGE AND ARE HARDER TO COUNT. THE CENSUS BUREAU REGARDS ALL CENSUS BLOCK GROUPS THAT SCORE FROM 60 TO 128 AS THE HARDEST TO COUNT CENSUS BLOCK GROUPS WITH THE GREATEST RISK OF AN UNDERCOUNT.

### ALLOCATION OF FEDERAL GRANTS:

EVERY YEAR THE US GOVERNMENT PROVIDES TO STATES, COUNTIES AND MUNICIPALITIES GRANT FUNDS THAT ARE ALLOCATED ON THE BASIS OF THE CENSUS COUNT. THESE GRANTS ARE SENSITIVE TO THE CENSUS COUNT. WHEN THERE IS AN UNDERCOUNT LOW-WEALTH COMMUNITIES OF COLOR LOSE SUBSTANTIAL FEDERAL FUNDS TO WHICH THEY ARE ENTITLED.

IN 2008 ALL OF THE COUNTIES IN THE STATE OF MISSISSIPPI RECEIVED IN FEDERAL GRANTS SENSITIVE TO THE CENSUS COUNT A TOTAL OF \$6.8 BILLION.

IN 2008 GRENADA COUNTY RECEIVED IN FEDERAL GRANTS SENSITIVE TO THE CENSUS COUNT A TOTAL OF \$37 MILLION.

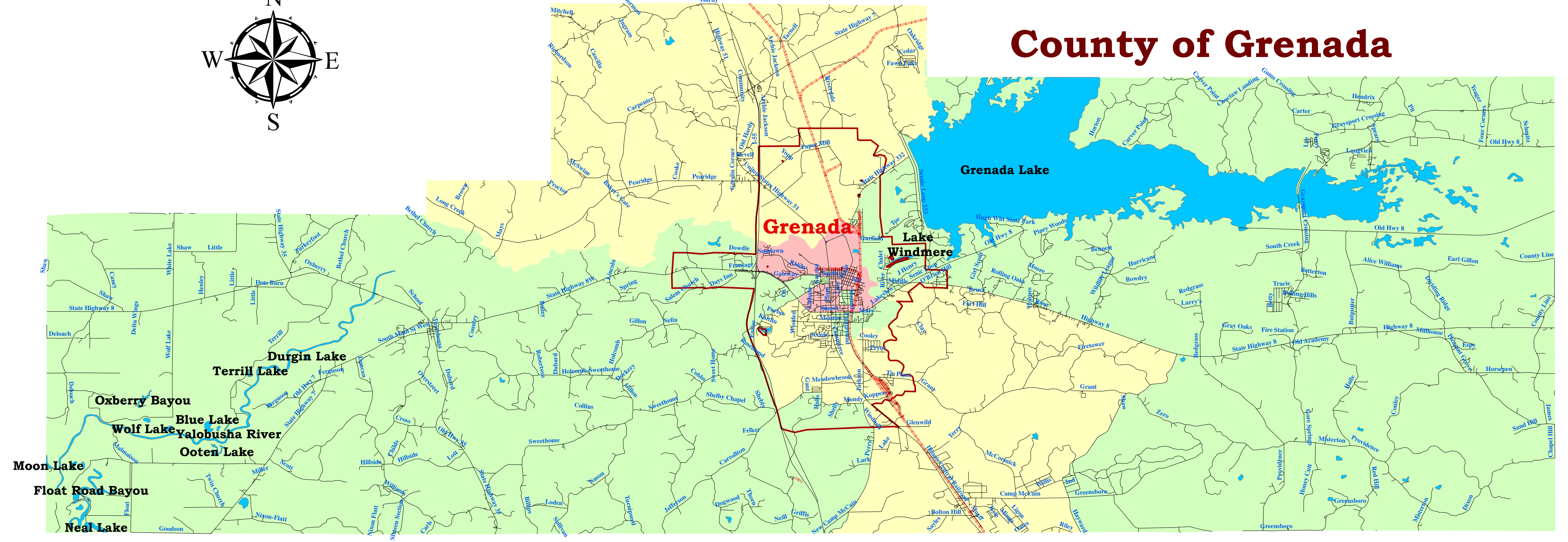

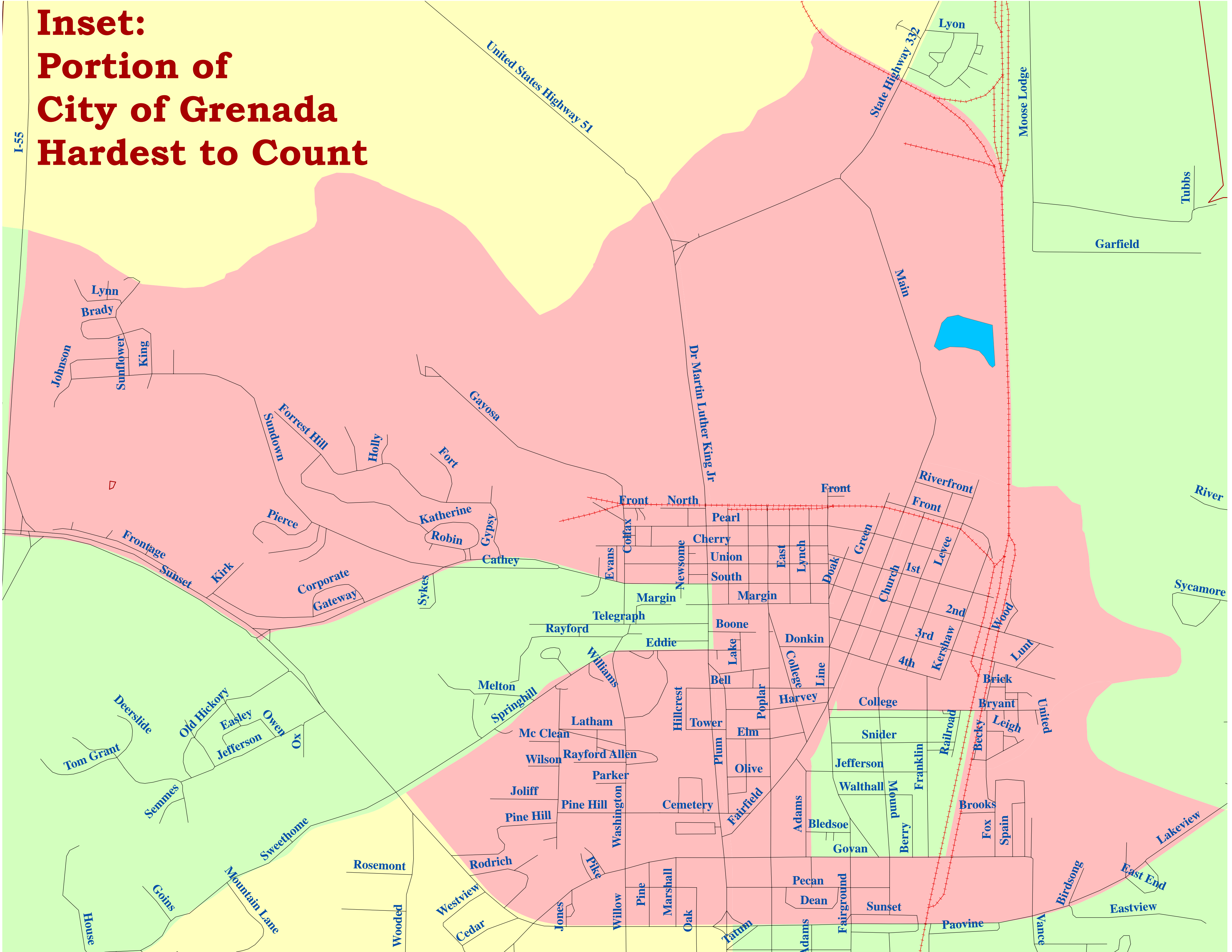
THESE GRANTS ARE ITEMIZED ON THE WEBSITE OF THE CONSOLIDATED FEDERAL FUNDS REPORT AT:  
[HARVESTER.CENSUS.GOV/CFRR/](http://HARVESTER.CENSUS.GOV/CFRR/)

### Legend

#### Grenada County, MS

#### Hard To Count Block Group Scores

- 0 - 36 (Below Mean, Easier to Count)
- 37 - 59 (Above Mean, Harder to Count)
- 60 - 128 (60+, Hardest to Count)



### HOW THIS MAP WORKS:

THE MAP USES 3 COLOR CODES TO IDENTIFY THE SCORING RANGE FOR EACH CENSUS BLOCK GROUP. CREAM COLOR REPRESENTS THE LOWEST RANGE, BELOW THE MEAN (I.E. AVERAGE), AND THESE BLOCK GROUP AREAS ARE EASIER TO COUNT. GREEN COLOR REPRESENTS THE MID-RANGE, ABOVE THE MEAN (I.E. AVERAGE), AND THESE BLOCK GROUPS ARE HARDER TO COUNT. RED COLOR IS THE HIGHEST RANGE ABOVE THE MEAN AND REPRESENTS THE BLOCK GROUPS THAT ARE HARDEST TO COUNT BLOCK GROUPS.

This map prepared 11-28-09  
by Southern Echo, Inc.  
1350 Livingston Lane, Jackson, MS 39213  
phone: 601-982-6400;  
fax: 601-982-2636  
email: [souecho@southernecho.org](mailto:souecho@southernecho.org)  
website: [www.southernecho.org](http://www.southernecho.org)

with technical assistance from  
Brian Lipsett, PhD  
Movementech, Inc., Naples, ME  
phone: 207-749-1606;  
email: [brian@privey.com](mailto:brian@privey.com)