

SUNFLOWER COUNTY, MISSISSIPPI

Why An Accurate Census Count Matters

HARD TO COUNT" BLOCK GROUPS:

The Census Bureau counts the people every 10 years. The next Census count is 2010. In some counties it is harder to count the people because some people are afraid to provide information to census workers, some census workers are afraid to talk with people in their neighborhoods, and some people live in hard to find locations. The Census Bureau has provided data to show in which areas people have been hard to count. This data is shown by BLOCK GROUPS within each county. The Census Bureau ranks each Census BLOCK GROUP on a scale from 0 to 128. The Census Bureau uses 12 factors to set a score for each BLOCK GROUP. The MEAN number for BLOCK GROUPS in the US is 36.6. The MEAN is the AVERAGE score for all BLOCK GROUPS in the US. BLOCK GROUPS that score from 37 to 59 are above the average and are HARDER TO COUNT. The Census Bureau regards all Census BLOCK GROUPS that score from 60 to 128 as the HARDEST TO COUNT Census Block Groups with the greatest risk of an undercount.

ALLOCATION OF FEDERAL GRANTS:




Every year the US Government provides to states, counties and municipalities grant funds that are allocated on the basis of the census count. These grants are sensitive to the census count. When there is an undercount low-wealth communities of color lose substantial federal funds to which they are entitled. In 2008 all of the counties in the State of MISSISSIPPI received in federal grants sensitive to the census count a total of \$6.8 billion. In 2008 SUNFLOWER COUNTY, MS received \$79.1 million in federal grants sensitive to the census count. These grants are itemized on the website of the Consolidated Federal Funds Report at: harvester.census.gov/cffr

HOW THIS MAP WORKS:

The map uses 3 color codes to identify the scoring range for each Census BLOCK GROUP. CREAM color represents the lowest range, below the MEAN, and EASIER TO COUNT. GREEN color represents the mid-range, above the MEAN, and HARDER TO COUNT. RED color is the highest range above the MEAN and represents the HARDEST TO COUNT Block Groups. Town boundaries are depicted with a thick black dashed line.

 Town Boundaries

Census Block Group Hard To Count Scores

-  0 - 36
-  37 - 59
-  60 - 128

This map prepared 1-19-10 by Southern Echo, Inc. 1350 Livingston Lane, Jackson, MS 39213 phone: 601-982-6400 fax: 601-982-2636 email: souecho@southernecho.org website: www.southernecho.org

With technical assistance from Brian Lipsett, PhD Movementech, Inc., Naples, ME phone: 207-749-1606; email: brian@privey.com

